

Proposal

Amend 7.2 of the Operating Agreement to add a PJM board slot for someone with clean energy resource expertise (proposed language is underlined and red)

7.2 Qualifications.

... Of the nine Board Members, four shall have expertise and experience in the areas of corporate leadership at the senior management or board of directors level, or in the professional disciplines of finance or accounting, engineering, or utility laws and regulation, one shall have expertise and experience in the operation or concerns of transmission dependent utilities, one shall have expertise and experience in the operation or planning of transmission systems, one shall have expertise and experience in the development, integration, operation or management of clean energy resources, and one shall have expertise and experience in the area of commercial markets and trading and associated risk management.

Rational for Proposed Amendment

As the resource mix changes, PJM's Board will need an ever deeper understanding of the risks and opportunities of balancing the spectrum of clean energy resources (nuclear, wind, solar, DG and DR) as well as the need for dispatch of thermal resources.

A dedicated clean energy board seat allows strategic level, peer-to-peer thought leadership to ensure reliable and cost-effective grid operation.

Many of PJM's Transmission Owners have clean energy commitments...



Home > Our Company
Delivering Clean Energy
Our commitment to net zero emissions
Millions of Americans depend on Dominion Energy every day to deliver safe, affordable and reliable energy to heat and power their homes and businesses. Those customers deserve a clean environment today and a healthy planet for future generations. We are delivering.

Our Net Zero Commitment

We've cut carbon emissions from our electric generation business by approximately 43% (since 2005) and methane emissions from our natural gas business by 32% (since 2010) — and [we're just getting started](#). By growing wind, solar, and renewable natural gas and pursuing innovative technologies, we expect to achieve net zero emissions by 2050. We've also committed to reducing the emissions of our suppliers and customers — so we can all move forward together.



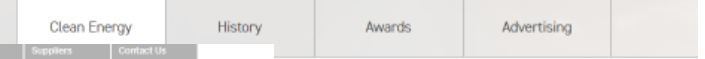
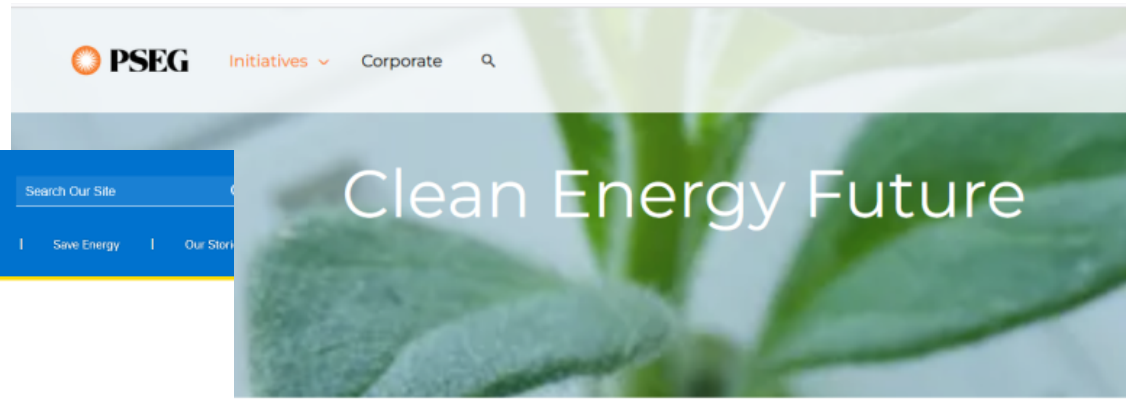
Expanding!
We're all in on solving the nation and power's electricity. And we



NEWSROOM

Exelon Utilities Announces Goal to Achieve Net-Zero Emissions by 2050

Expanded goal targets operations-driven emissions and helping customers meet climate goals through equitable clean energy solutions



...an Energy
...developing forward-thinking solutions that provide both clean and affordable energy that empowers positive social, economic and environmental change
...try's transformation. We've developed next-generation sustainability and an energy strategy include:

Most states in PJM have clean energy mandates

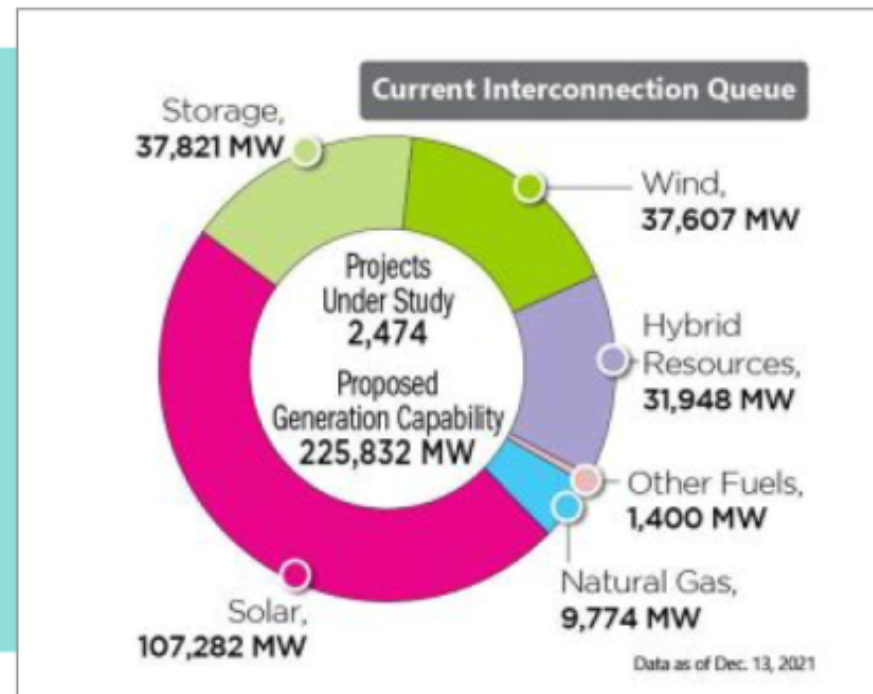


Key:

- Green box: Jurisdictions with both GHG and RPS/CEPS Commitments
- Yellow box: Jurisdictions with RPS/CEPS only, or White box with EE Standard only
- Circle: For either GHG or RPS/CEPS, at least 75% (○) or 100% (□) by 2050 or sooner
- Square: For both GHG and RPS/CEPS, at least 75% (○) or 100% (□) by 2050 or sooner

Jurisdiction with RPS	2021	2022	2023	2024	2025	2026	2027	2028	2029	2030
Delaware	21.00%	22.00%	23.00%	24.00%	25.00%	25.50%	26.00%	26.50%	27.00%	28.00%
Illinois	19.00%	20.50%	22.00%	23.50%	25.00%	28.00%	31.00%	34.00%	37.00%	40.00%
Maryland	33.30%	32.60%	34.40%	36.20%	38.00%	40.50%	44.00%	45.50%	50.00%	52.50%
Michigan	15.00%	15.00%	15.00%	15.00%	15.00%	15.00%	15.00%	15.00%	15.00%	15.00%
New Jersey	23.50%	24.50%	29.50%	37.50%	40.50%	43.50%	46.50%	49.50%	52.50%	52.50%
North Carolina	12.50%	12.50%	12.50%	12.50%	12.50%	12.50%	12.50%	12.50%	12.50%	12.50%
Ohio	6.00%	6.50%	7.00%	7.50%	8.00%	8.50%	0.00%	0.00%	0.00%	0.00%
Pennsylvania	18.00%	18.00%	18.00%	18.00%	18.00%	18.00%	18.00%	18.00%	18.00%	18.00%
Virginia (Phase I utilities)	6.00%	7.00%	8.00%	10.00%	14.00%	17.00%	20.00%	24.00%	27.00%	30.00%
Virginia (Phase II utilities)	14.00%	17.00%	20.00%	23.00%	26.00%	29.00%	32.00%	35.00%	38.00%	41.00%
Washington, D.C.	26.25%	32.50%	38.75%	45.00%	52.00%	59.00%	66.00%	73.00%	80.00%	87.00%

The resources in the Interconnection Queue are overwhelmingly solar, wind, hybrid and storage



PJM Strategy – Powering Our Future

Manu Asthana
President & CEO

Strategic Pillars



Facilitate Decarbonization



Grid of the Future



Innovation

THE ENABLING FOUNDATION



Maintain Reliability



Stakeholder Engagement and Governance



Risk Management



Workforce Development



Efficiencies of Scale



CULTURE

Monitor Developments

PJM's 2022 Grid of the Future Report

“Increasing public demand for cleaner sources of electricity, combined with public policy standards and goals, is driving unprecedented growth in renewable sources.”

For Questions Contact:

Dave Kolata

dkolata@citizensutilityboard.org

Or

Albert Pollard

apollard@crto.us