



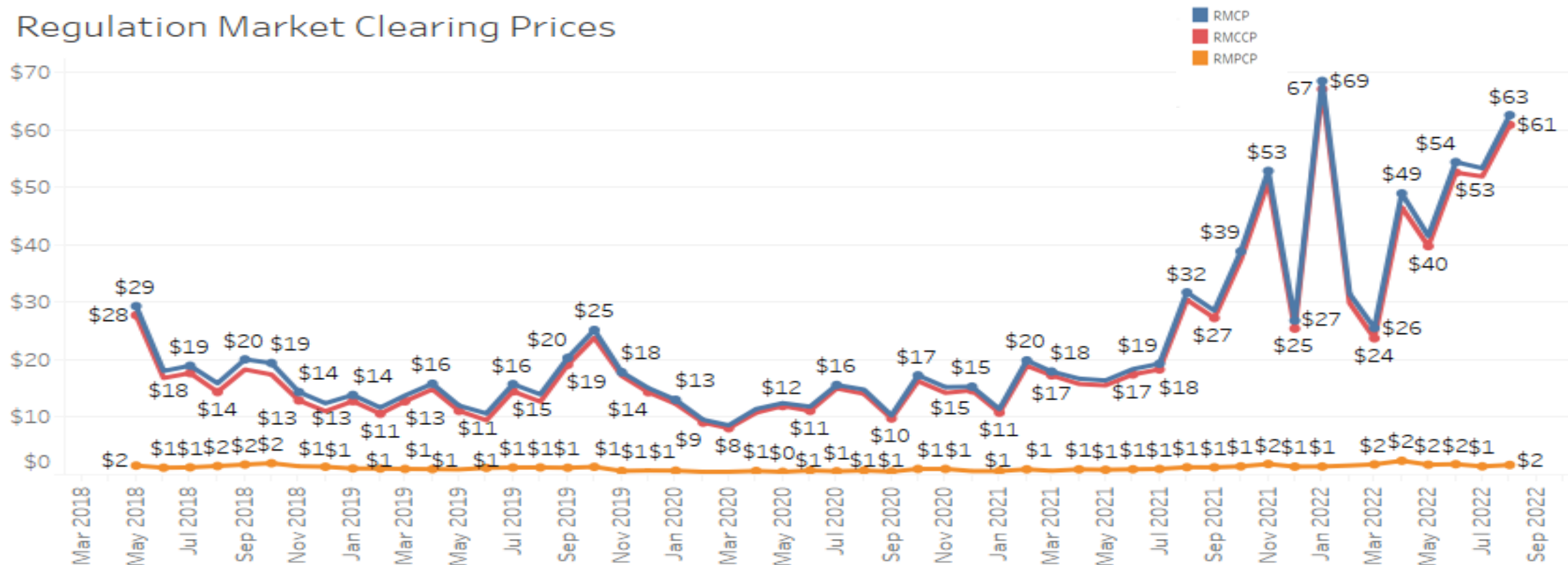
Regulation Performance Update

Ilyana Dropkin
Performance Compliance
Operating Committee
September 8, 2022



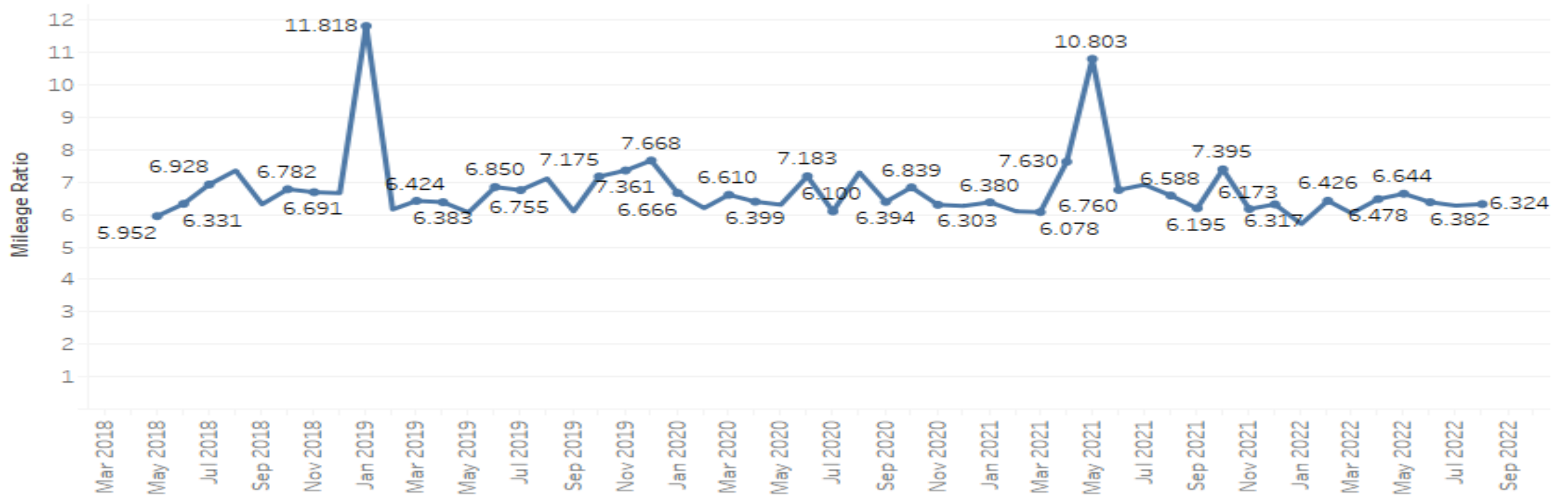
Average Regulation Market Clearing Prices Per Month

Regulation Market Clearing Prices



*Data through 8/24/2022

Average Mileage Ratio Per Month

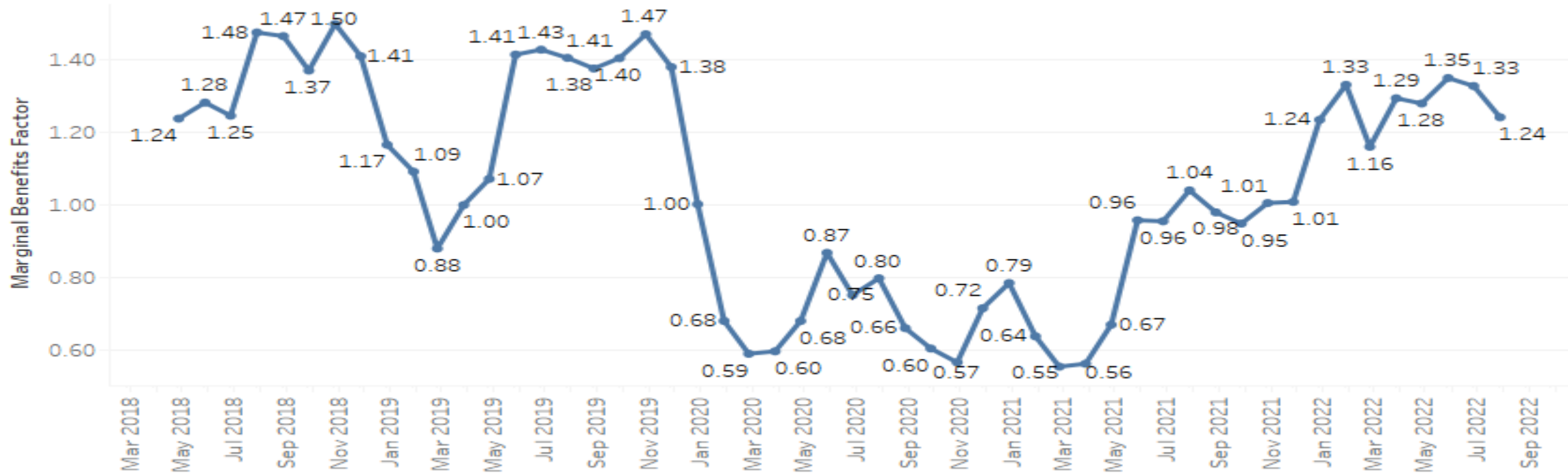


*Data through 8/24/22



Average Marginal Benefits Factor Per Month

Monthly Average Marginal Benefits Factor



*Data through 8/24/22

Season	Dates	Off-Ramp	On-Ramp	Effective MW Requirement
Winter	Dec 1 – Feb 29	HE1 – HE4, HE10 – HE16	HE5 – HE9, HE17 – HE24	Non-Ramp = 525MW Ramp = 800MW
Spring	Mar 1 – May 31	HE1 – HE5 HE9 – HE17	HE6 – HE8 HE18- HE24	Non-Ramp = 525MW Ramp = 800MW
Summer	Jun 1 - Aug 31	HE1 – HE5 HE15 – HE18	HE6 – HE14 HE19- HE24	Non-Ramp = 525MW Ramp = 800MW
Fall	Sep 1– Nov 30	HE1 – HE5 HE9 – HE17	HE6 – HE8 HE18- HE24	Non-Ramp = 525MW Ramp = 800MW



Regulation A Performance

MW	Steam	Hydro	CT	DSR
Regulation A				
Avg. Performance Score (8/2021)	82%	89%	87%	78%
Avg. Performance Score (11/2021)	81%	89%	87%	78%
Avg. Performance Score (2/2022)	80%	89%	90%	80%
Avg. Performance Score (5/2022)	79%	92%	91%	80%
Avg. Performance Score (8/2022)	80%	92%	91%	80%
Regulation A Qualified MW (8/2022)	4625.5	838	1561.4	5.4

*Data through 8/24/22

MW	Hydro	CT	Energy Storage	DSR
Regulation D				
Avg. Performance Score (8/2021)	82%	89%	87%	78%
Avg. Performance Score (11/2021)	81%	89%	87%	78%
Avg. Performance Score (2/2022)	80%	89%	90%	80%
Avg. Performance Score (5/2022)	79%	92%	91%	80%
Avg. Performance Score (8/2022)	79%	87%	92%	86%
Regulation D Qualified MW (8/2022)	334.0	32.4	190.3	45.7

*Data through 8/24/22



How long the signal is automatically pegged

- RegD

	Apr	May	Jun	Jul	Aug	Sep	Oct	Nov	Dec	Jan	Feb	Mar	Apr	May	Jun	Jul	Aug
20-30 min. duration	4	8	9	5	6	2	10	4	7	11	2	5	2	6	5	7	3
>30 min. duration	1	0	0	1	0	0	0	0	0	0	0	0	0	0	0	1	0

- RegA

	Apr	Ma y	Jun	Jul	Aug	Sep	Oct	Nov	Dec	Jan	Feb	Mar	Apr	May	Jun	Jul	Aug
20-30 min. duration	104	85	76	89	77	61	86	75	71	68	46	42	37	70	68	71	55
>30 min. duration	64	63	34	42	43	41	51	34	33	30	17	21	13	27	26	24	21

*Data through 8/24/22

Regulation OC Update

SME/Presenter:

*Ilyana Dropkin,
Ilyana.Dropkin@pjm.com*

*Performance Compliance Department,
PerfCompDept@pjm.com*



Member Hotline

(610) 666 – 8980

(866) 400 – 8980

custsvc@pjm.com

**PROTECT THE
POWER GRID
THINK BEFORE
YOU CLICK!**



Be alert to
malicious
phishing emails.

Report suspicious email activity to PJM.
(610) 666-2244 / it_ops_ctr_shift@pjm.com

