

Voting Application: Overview for Voting


Amanda Egan
Knowledge Management Center
July 27, 2020

- The Voting App can be accessed at <https://voting.pjm.com/voting/pages/secure/>
 - All users must be on a roster or be listed as a designate for a meeting, and have Voting Read/Write access in Account Manager
 - For assistance with issues logging in, please contact voting_support@pjm.com
- Voters can log in and vote or change previously submitted votes, as long as the vote remains open

- The Welcome page will list all groups currently using the Voting Application
 - Upon logging in, you will be made the active voter for any company for which you are on the roster
 - Verify that information is correct and hit Continue
 - If there is a company for which you will not be voting (or would prefer to vote for at a later time), hit Continue and navigate to the Registration Details page to unregister for that company

Committee Meetings Available for Voting

Committee	Meeting Date	Registration Status
MNC	May 22, 2018 12:00:00 AM	You must be listed as a voter on the committee roster or be a designate for this meeting in order to vote
SODRSTF	Aug 15, 2018 9:00:00 AM	You are currently the active voter for: APH Acquisition, LLC Bernards Solar, LLC Future Power PA, LLC



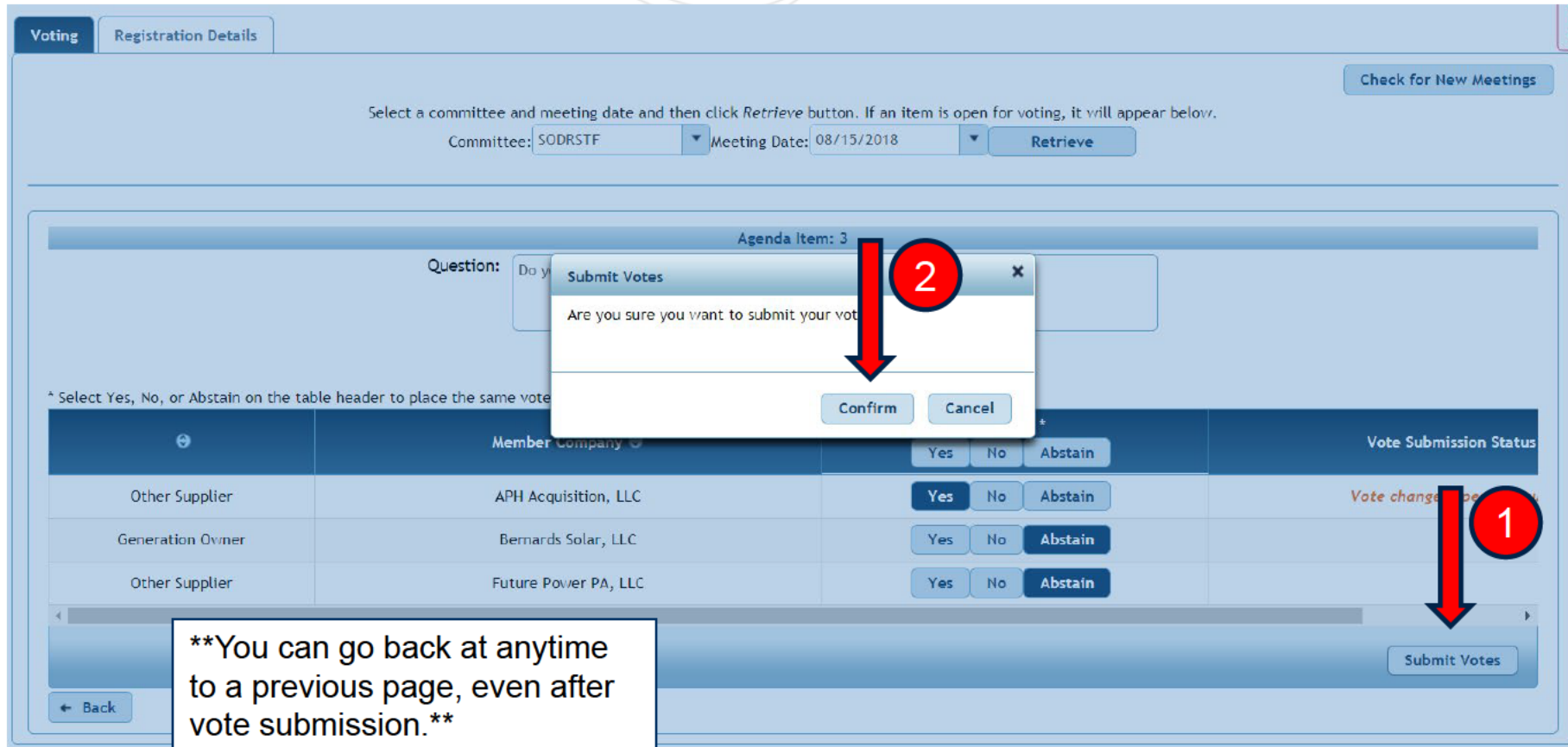
- Select the appropriate committee and date from the drop downs and click Retrieve to display voting item
- Select your vote responses and hit Next

The screenshot shows the voting interface with the following elements:

- Navigation:** "Voting" and "Registration Details" tabs.
- Instructions:** "Select a committee and meeting date and then click *Retrieve* button. If an item is open for voting, it will appear below."
- Form Fields:** "Committee: SODRSTF" and "Meeting Date: 08/15/2018" dropdowns, and a "Retrieve" button.
- Agenda Item:** "Agenda Item: 1" with the question "Do you support Package A?".
- Table:** A table with columns for "Member Company", "Answer", and "Vote Submission Status". The "Answer" column has "Yes", "No", and "Abstain" buttons. A note above the table says: "* Select Yes, No, or Abstain on the table header to place the same vote for all companies."
- Buttons:** "Check for New Meetings" (top right), "Next" (bottom right), and "Feed" (far right).

	Member Company	Answer *			Vote Submission Status
		Yes	No	Abstain	
Other Supplier	APH Acquisition, LLC	Yes	No	Abstain	
Generation Owner	Bernards Solar, LLC	Yes	No	Abstain	
Other Supplier	Future Power PA, LLC	Yes	No	Abstain	

- After navigating through all voting items, click Submit Votes
- Confirm submission



The screenshot shows the 'Voting' section of a web application. At the top, there are tabs for 'Voting' and 'Registration Details'. Below the tabs, there is a 'Check for New Meetings' button. A message instructs the user to 'Select a committee and meeting date and then click Retrieve button. If an item is open for voting, it will appear below.' Below this message, there are dropdown menus for 'Committee: SODRSTF' and 'Meeting Date: 08/15/2018', followed by a 'Retrieve' button.

The main content area displays 'Agenda Item: 3' with a 'Question: Do you...' partially visible. A modal dialog box titled 'Submit Votes' is open, asking 'Are you sure you want to submit your vote?' with 'Confirm' and 'Cancel' buttons. A red arrow labeled '2' points to the 'Confirm' button.

Below the dialog, there is a table with columns for 'Member Company', 'Yes', 'No', 'Abstain', and 'Vote Submission Status'. The table contains three rows of data:

Member Company	Yes	No	Abstain	Vote Submission Status
Other Supplier - APH Acquisition, LLC	Yes	No	Abstain	Vote changed by [redacted]
Generation Owner - Bernards Solar, LLC	Yes	No	Abstain	
Other Supplier - Future Power PA, LLC	Yes	No	Abstain	

A red arrow labeled '1' points to the 'Submit Votes' button at the bottom right of the table area.







A text box at the bottom left of the screenshot contains the text: '**You can go back at anytime to a previous page, even after vote submission.**'

- Utilize this page to unregister as the active voter or view other roster representatives for a company
 - If you unregister as the active voter during a session, you may reregister as the voter by utilizing this page or logging out of the application and logging back in

Voting
Registration Details
Check for New Meetings

Select a committee and meeting date and then click *Retrieve* button.

Committee: SODRSTF Meeting Date: 08/15/2018 Retrieve

Member Name	Sector	Active Voter	Voting Method	Voter Phone	Voter Email	Actions
APH Acquisition, LLC	Other Supplier	James Test	Online	610-666-4605	amanda.egan3@pjm.com	 
Bernards Solar, LLC	Generation Owner	James Test	Online	610-666-4605	amanda.egan3@pjm.com	 
Future Power PA, LLC	Other Supplier	James Test	Online	610-666-4605		 

Use this button to view all roster reps

Actions










Use this button to unregister as the active voter